



# BURBANK POLICE DEPARTMENT

## TRAFFIC SUMMARY REPORT

AUGUST 2024

### Traffic Collisions

are up **8%**



### Bike Collisions

↑86%

### Ped Collisions

↑32%

### DUI Collisions

↑28%

### Hit & Runs

↑18%

### DUI Arrests

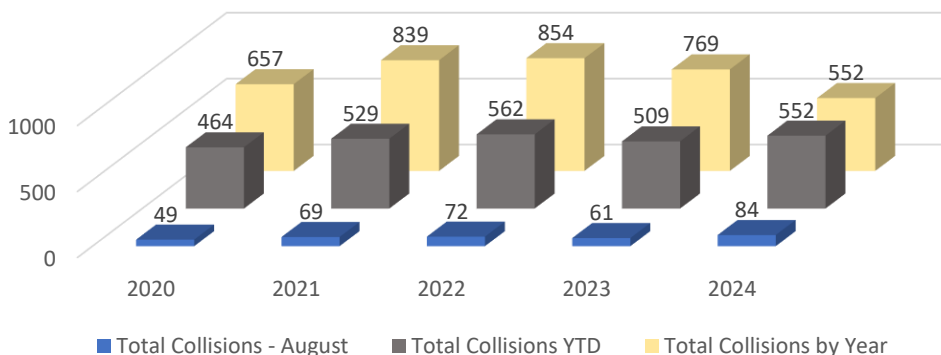
↓8%

### Traffic Citations

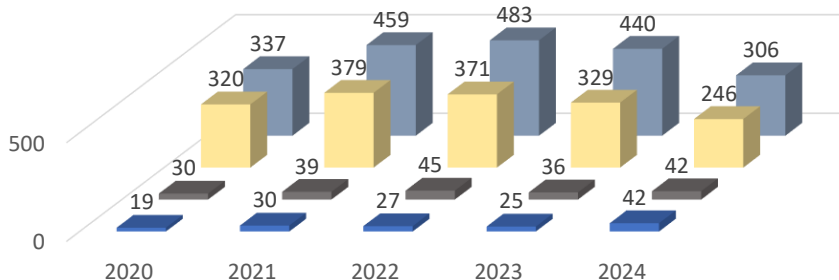
↓12%

The information below provides a summary of traffic-related incidents in the City of Burbank and an overview of traffic statistics compared to previous months and years. The calendar years 2020 - 2021 had been anomalies for collisions and citations across the state due to the continued circumstances related to the Covid-19 pandemic.

### Total Collisions 2020-2024

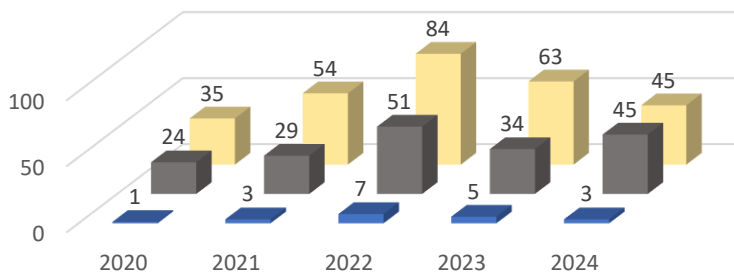


### Non-Injury & Injury Collisions 2020-2024



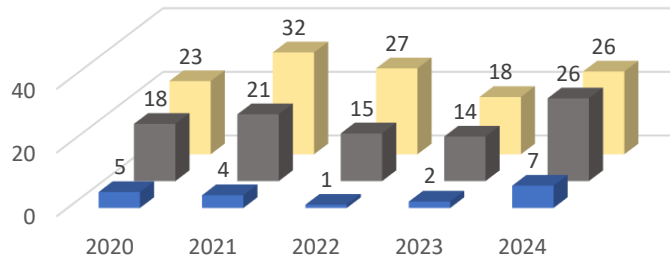
■ Non-Injury Collisions - August ■ Injury Collisions - August ■ Non-Injury Collision by Year ■ Injury Collisions by Year

### Pedestrian Collisions 2020-2024



■ Total Pedestrian Collisions - August ■ Total Pedestrian Collisions YTD  
■ Total Pedestrian Collisions

### Bicycle Collisions 2020-2024



■ Total Bicycle Collisions - August ■ Total Bicycle Collisions YTD  
■ Total Bicycle Collisions

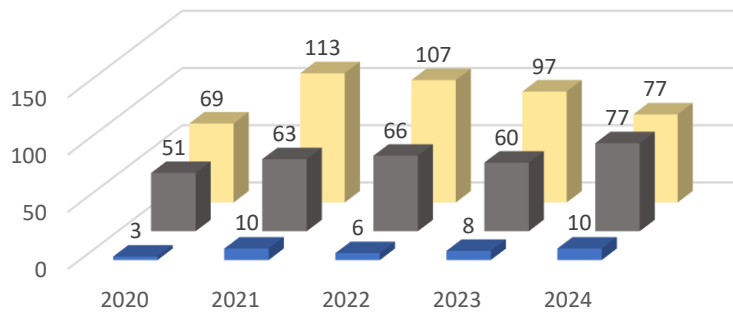


# BURBANK POLICE DEPARTMENT

## TRAFFIC SUMMARY REPORT

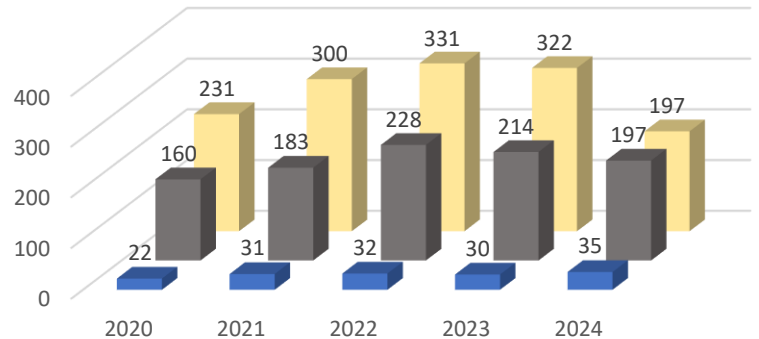
AUGUST 2024

### DUI Collisions 2020-2024



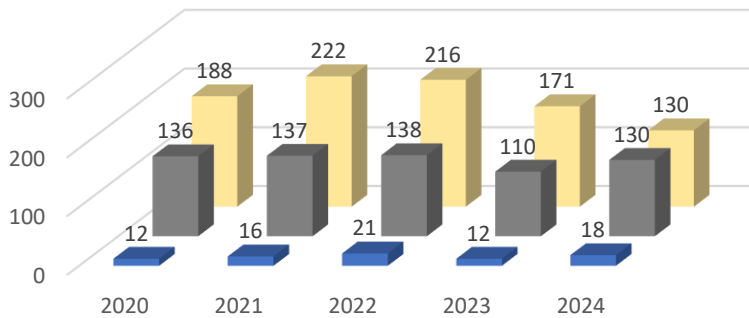
■ Total DUI Collisions - August ■ Total DUI Collisions YTD ■ Total DUI Collisions

### DUI Arrests 2020-2024



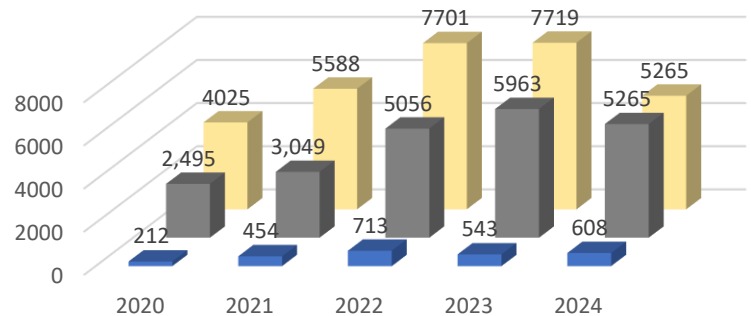
■ Total DUI Arrests - August ■ Total DUI Arrests YTD ■ Total DUI Arrests

### Hit & Run Collisions 2020-2024



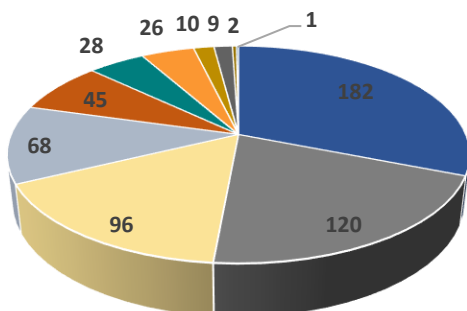
■ Total Hit & Run Collisions - August ■ Total Hit & Run Collisions YTD  
■ Total Hit & Run Collisions

### Traffic Citations 2020-2024



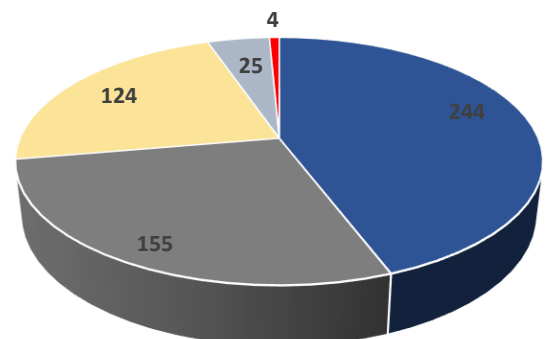
■ Total Traffic Citations - August ■ Total Traffic Citations YTD  
■ Total Traffic Citations

### Types of Collisions 2024 YTD



■ Broadside ■ Sideswipe ■ Rear-End ■ Hit Object  
■ Pedestrian ■ Head-On ■ Bicycle ■ Motorcycle  
■ Other ■ Not Stated ■ Overturned

### Extent of Injuries 2024 YTD



■ Property Damage Only ■ Complaint of Pain ■ Other Visible Injury  
■ Severe Injury ■ Fatal